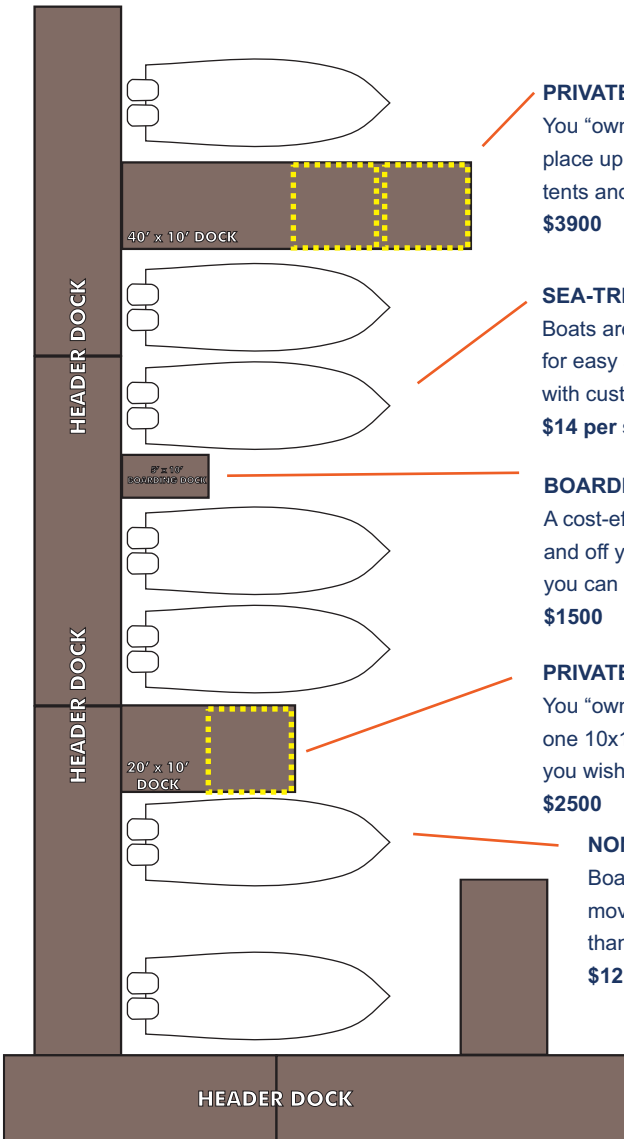


IN-WATER SPACE DEFINITIONS

All in-water space is calculated LOA x BEAM with a minimum of 250 sqft. Electrical is an add-on.

Custom docks and sales centers available.



PRIVATE 40' DOCK (10x40)

You "own" the dock. You can place up to two 10x10 pop-up tents and brand as you wish.
\$3900

SEA-TRIAL SPACE

Boats are guaranteed unobstructed for easy access to run sea trials with customers.
\$14 per square foot: LOA x BEAM

BOARDING DOCK (5x10)

A cost-effective way to get people on and off your boat. Planned correctly, you can use to board two boats.
\$1500

PRIVATE 20' DOCK (10x20)

You "own" the dock. You can place up to one 10x10 pop-up tents and brand as you wish.
\$2500

NON SEA-TRIAL SPACE

Boats may be blocked in and unable to move for sea-trials. Lower cost space than sea-trial space.
\$12 per square foot: LOA x BEAM

BOOTH DEFINITIONS

10X10 BOOTH - A/C PAVILION

Includes pipe and drape. Power, carpeting, and furniture is on the exhibitor.

\$1895 per 10x10: A/C Pavilion

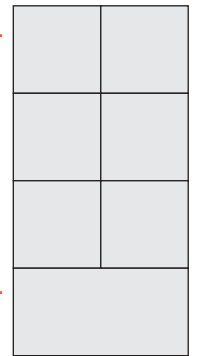
\$900 per 10x10: Covered Outside

\$600 per 10x10: Outside

20% DISCOUNT FOR MULTIPLE BOOTHS


CORNER

Booth has 2 side facing customer paths.
+15% Premium Add-On



ENDCAP

Booth has 3 sides facing customer paths.
+15% Premium Add-On



ISLAND

Booth has 4 sides facing customer paths.
+15% Premium Add-On

RAW SPACE DEFINITIONS

Any space greater than 400 sqft (20x20) is considered raw space. It is our lowest priced space.

Inside A/C: \$12/sqft

Outside Covered: \$9/sqft

Outside Open: \$6/sqft

THE SOFLO BOAT SHOW TEAM

ALAN BLANCO

ALAN@CENTERCONSOLESONLY.NET

305•282•2680

BRIAN GONZALEZ

BRIAN@CENTERCONSOLESONLY.NET

786•205•1945



SCAN HERE
 TO APPLY

SOFLOBOATSHOW.COM